

# Network Waitaki

drop-down to change

Explanatory documentation: [Link](#)

Summary database: [Link](#)

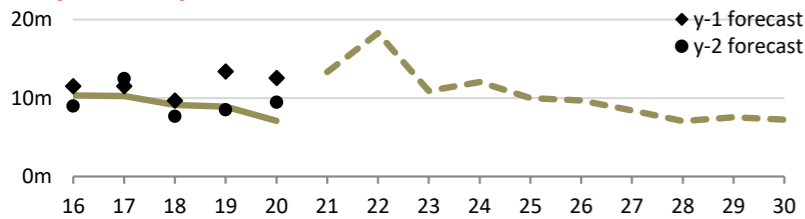
Performance Accessibility Tool: [Link](#)

2020

## Summary statistics

	2020 value	5 year trend	3 year CAGR	Rank
Regulatory asset base	\$99m		+2.7%	24
Regulatory profit	\$4.9m		+5.9%	26
Return on investment	5.31%		+3.2%	22
Line charge revenue	\$19.3m		+3.9%	25
Other income	\$0.0m			26
Customer connections	13,040		+0.9%	25
Energy delivered	267 GWh		+5.0%	23
Peak demand	63 MW		+6.5%	22
Network capacity	248 MVA		+4.3%	23
Capital expenditure	\$7.1m		-11.5%	23
Operating expenditure	\$6.8m		+8.0%	24
Capital contributions	\$1.8m		-6.0%	15
Related party transactions	\$0.5m		-2.1%	23
Line length	1,871km		-0.2%	24
Outages - SAIDI	124 minutes		-0.4%	21
Outages - SAIFI	1.21 faults		+6.1%	24

## Capital expenditure

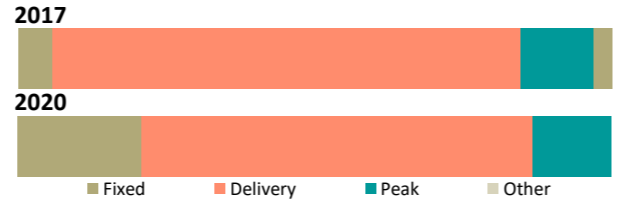


3 year ratios		
Total capex / asset base	Total capex / connections	Total capex / depreciation
8.7% Rank: 8	\$648 Rank: 10	2.12 Rank: 10

Capex by expenditure category	Average (2018-2020)	5 year trend	% of capex
Asset replacement & renewal	\$3.4m		40.1%
Reliability, safety & environment	\$2.0m		23.8%
Consumer connection	\$1.2m		14.0%
Non-network assets	\$1.1m		12.9%
System growth	\$0.8m		9.2%
Asset relocations	\$0.0m		0.0%
Total capital expenditure	\$8.4m		100.0%
Related party transactions	\$0.2m		2.0%

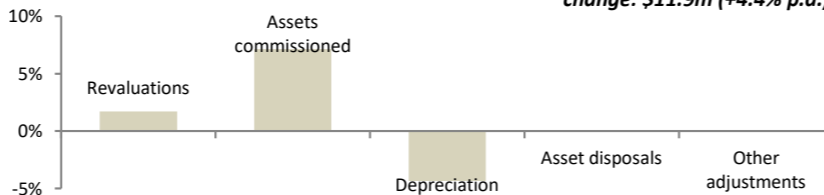
## Line charge revenues

	Proportion of revenue	Charges per unit	Rank
Average daily charge	20.8%	84.4¢/ICP	10
Delivery (kWh)	65.9%	4.8¢/kWh	16
Peak based	13.3%	\$41/kW	13

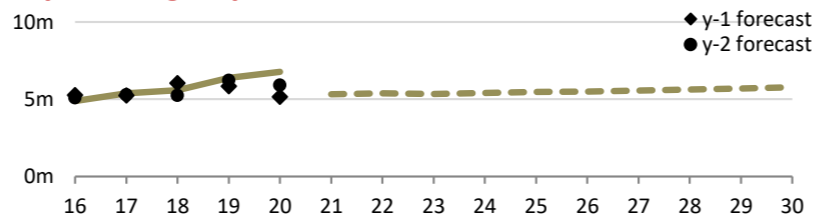


## Annualised RAB changes (2018-2020)

Opening RAB: \$86.9million Closing RAB: \$98.8million  
change: \$11.9m (+4.4% p.a.)



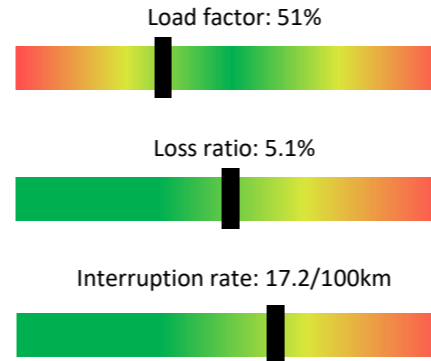
## Operating expenditure



3 year ratios		
Network opex / metre of line	Non-network opex / connections	Total opex / kW
\$1.28 Rank: 22	\$296 Rank: 10	\$99 Rank: 20

Opex by expenditure category	Average (2018-2020)	5 year trend	% of opex
Business support	\$2.1m		33.6%
System operations & network support	\$1.7m		27.6%
Routine & corrective maintenance	\$0.8m		13.3%
Vegetation management	\$0.6m		9.0%
Asset replacement & renewal	\$0.5m		8.5%
Service interruptions & emergencies	\$0.5m		7.9%
Total operating expenditure	\$6.2m		100.0%
Related party transactions	\$0.0m		0.1%

## Network ratios



## Company details

PQ Regulated? No  
CEO: Geoff Douch  
Ownership: Waitaki Power Trust  
Head Office: 10 Chelmer Street; Oamaru  
Phone number: 03 433 0065  
Website: [www.networkwaitaki.co.nz](http://www.networkwaitaki.co.nz)

## Lines and cables

Estimated state of the assets	Distribution & LV			
	O/H lines	U/G cables	Subtransmission lines and cables	Poles
Quantity	1,473km	177km	221km	21,699
RAB Value	\$28.6m	\$8.2m	\$12.4m	*
Average grade	2.88	2.96	3.05	2.90
Grade 1 / 2	4.3% / 9.1%	0.2% / 4.8%	0.0% / 19.8%	0.8% / 6.7%
Unknown grade	0.0%	0.0%	0.0%	0.0%
Average age	37 years	20 years	27 years	33 years
Over generic age	92km (6.2%)	1km (0.6%)	0km (0.0%)	3,647 (16.8%)
Unknown age	2.4%	11.3%	0.0%	26.2%
5yr replacement req (est)	8.8%	2.6%	9.9%	4.1%
5yr planned replacement	4.9%	0.2%	3.0%	8.5%
Forecast repex (ave)	\$2.1m +31%	\$0.1m -86%	\$0.4m +99%	*
Repex series				*

\* RAB and expenditure on poles is included within Distribution and LV lines

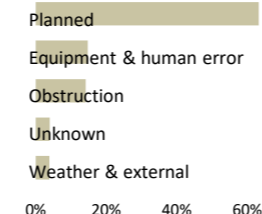
## Switchgear and transformers

Estimated state of the assets	Distribution			
	transformers	switchgear	Zone-substation transformers	Zone-substation switchgear
Quantity	2,956	4,172	23	241
RAB Value	\$17.0m	\$10.1m	<----- \$16.3m ----->	
Average grade	3.02	2.91	3.58	3.07
Grade 1 / 2	1.8% / 2.6%	9.4% / 9.7%	5.0% / 5.0%	0.0% / 8.6%
Unknown grade	0.0%	0.0%	0.0%	0.0%
Average age	24 years	17 years	31 years	13 years
Over generic age	321 (10.9%)	606 (14.5%)	11 (47.8%)	22 (8.9%)
Unknown age	7.5%	0.9%	0.0%	0.0%
5yr replacement req (est)	3.1%	14.3%	7.5%	4.3%
5yr planned replacement	4.4%	14.4%	10.0%	10.8%
Forecast repex (ave)	\$0.2m -47%	\$0.7m +246%	\$0.6m +21%	
Repex series				

## Reliability

	Unplanned	Planned	Trend
Interruptions	136	186	↓
SAIDI	44.1	80.0	↓
SAIFI	0.86	0.35	↑
CAIDI	51.3	227.9	↓

### SAIDI causes



### SAIFI causes

