

Top Energy

drop-down to change

Explanatory documentation: [Link](#)

Summary database: [Link](#)

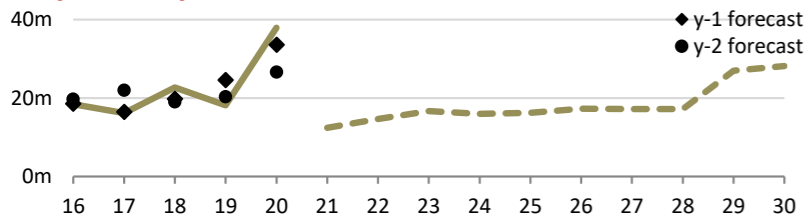
Performance Accessibility Tool: [Link](#)

2020

Summary statistics

	2020 value	5 year trend	3 year CAGR	Rank
Regulatory asset base	\$280m		+3.9%	11
Regulatory profit	\$20.1m		-2.2%	9
Return on investment	7.94%		-5.4%	9
Line charge revenue	\$55.5m		+1.6%	12
Other income	\$0.8m		+14.8%	8
Customer connections	32,537		+1.2%	15
Energy delivered	329 GWh		+0.8%	21
Peak demand	71 MW		+1.1%	20
Network capacity	321 MVA		-0.0%	19
Capital expenditure	\$37.9m		+32.9%	9
Operating expenditure	\$19.1m		+7.9%	10
Capital contributions	\$2.1m		+23.9%	14
Related party transactions	\$1.1m		-56.3%	21
Line length	4,061km		+0.3%	14
Outages - SAIDI	415 minutes		-12.6%	1
Outages - SAIFI	4.78 faults		-5.4%	1

Capital expenditure



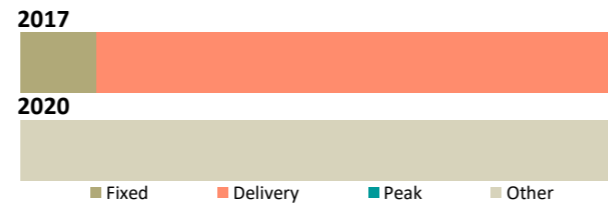
3 year ratios

Total capex / asset base	Total capex / connections	Total capex / depreciation
9.8% Rank: 6	\$817 Rank: 5	2.86 Rank: 5

Capex by expenditure category	Average (2018-2020)	5 year trend	% of capex
System growth	\$9.7m		37.0%
Reliability, safety & environment	\$6.4m		24.4%
Asset replacement & renewal	\$5.9m		22.4%
Consumer connection	\$2.6m		9.9%
Non-network assets	\$1.7m		6.4%
Asset relocations	\$0.0m		0.0%
Total capital expenditure	\$26.2m		100.0%
Related party transactions	\$1.5m		5.9%

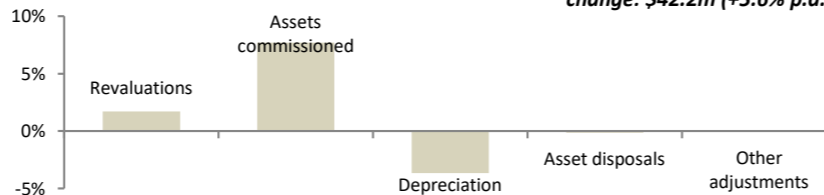
Line charge revenues

	Proportion of revenue	Charges per unit	Rank
Average daily charge	0.0%	N/A	26
Delivery (kWh)	0.0%	N/A	28
Peak based	0.0%	N/A	21

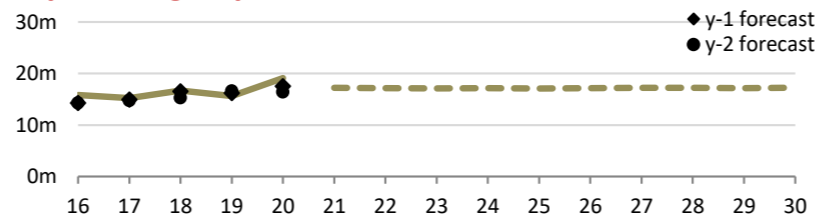


Annualised RAB changes (2018-2020)

Opening RAB: \$237.8million Closing RAB: \$280.0million
change: \$42.2m (+5.6% p.a.)



Operating expenditure



3 year ratios


Network opex / metre of line	Non-network opex / connections	Total opex / kW
\$1.50 Rank: 14	\$344 Rank: 5	\$242 Rank: 2

Opex by expenditure category	Average (2018-2020)	5 year trend	% of opex
System operations & network support	\$5.7m		33.3%
Business support	\$5.3m		31.1%
Routine & corrective maintenance	\$1.9m		11.1%
Vegetation management	\$1.7m		10.2%
Service interruptions & emergencies	\$1.4m		8.4%
Asset replacement & renewal	\$1.0m		5.8%
Total operating expenditure	\$17.1m		100.0%
Related party transactions	\$3.1m		18.3%

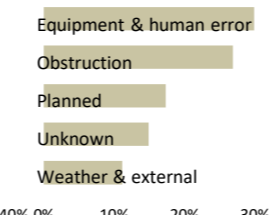
Reliability

	Unplanned	Planned	Trend
Interruptions	384	278	↑
SAIDI	315.9	99.4	↓
SAIFI	4.15	0.64	↓
CAIDI	76.2	156.3	↓

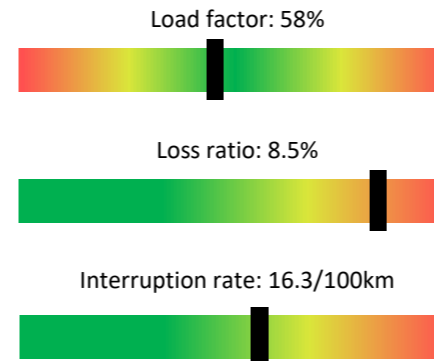
SAIDI causes



SAIFI causes



Network ratios



Company details

PQ Regulated?	Yes	Price breach: No
		Quality breach: No
CEO:	Russell Shaw	
Ownership:	Top Energy Consumer Trust	
Head Office:	Level 2, 60 Kerikeri Road; Kerikeri	
Phone number:	09 401 5440	
Website:	www.topenergy.co.nz	

Lines and cables

Estimated state of the assets	Distribution & LV O/H lines	Distribution & LV U/G cables	Subtransmission lines and cables	Poles
Quantity	2,801km	886km	390km	36,522
RAB Value	\$54.7m	\$38.7m	\$80.1m	*
Average grade	3.61	4.28	4.18	3.86
Grade 1 / 2	7.1% / 9.3%	0.1% / 4.4%	0.0% / 1.5%	0.0% / 3.2%
Unknown grade	0.0%	0.0%	0.0%	4.8%
Average age	40 years	24 years	31 years	34 years
Over generic age	338km (12.0%)	0km (0.1%)	5km (1.4%)	1,219 (3.3%)
Unknown age	0.0%	0.0%	0.0%	0.0%
5yr replacement req (est)	11.7%	2.3%	0.8%	1.6%
5yr planned replacement	2.9%	0.0%	0.0%	2.1%
Forecast repex (ave)	\$3.5m -0%	\$0.1m -56%	\$1.4m +66%	*
Repex series				*

* RAB and expenditure on poles is included within Distribution and LV lines

Switchgear and transformers

Estimated state of the assets	Distribution transformers	Distribution switchgear	Zone-substation transformers	Zone-substation switchgear
Quantity	6,012	1,966	29	393
RAB Value	\$30.0m	\$27.0m	<----- \$37.0m ----->	
Average grade	4.01	3.73	3.80	4.15
Grade 1 / 2	0.2% / 0.2%	6.9% / 10.3%	0.0% / 2.2%	0.0% / 0.6%
Unknown grade	5.4%	0.8%	11.1%	2.6%
Average age	22 years	18 years	30 years	15 years
Over generic age	621 (10.3%)	357 (18.1%)	11 (37.9%)	63 (16.0%)
Unknown age	0.0%	0.0%	0.0%	0.0%
5yr replacement req (est)	0.3%	12.0%	1.1%	0.3%
5yr planned replacement	0.2%	0.8%	0.0%	0.0%
Forecast repex (ave)	\$0.4m +58%	\$0.9m +53%		\$0.1m -24%
Repex series				