



COMMERCE COMMISSION

**STANDARD TERMS DETERMINATION FOR
CHORUS' UNBUNDLED COPPER LOCAL LOOP
AND UNBUNDLED COPPER LOW FREQUENCY
NETWORK BACKHAUL (TELEPHONE EXCHANGE
TO INTERCONNECT POINT) SERVICE**

**SCHEDULE 1
UCLL AND UCLF BACKHAUL SERVICE
DESCRIPTION
PUBLIC VERSION**

27 June 2008

Updated to incorporate Commerce Commission decisions, amendments, and clarifications through
30 November 2011

Table of contents

1.	Introduction.....	1
	Background to Market Analysis	1
	Definitions	1
2.	The UCLL and UCLF Backhaul Service	3
	Handover Points	4
	Primary Links and Secondary Links	4
	POI Sites	4
	ASNAPOLs	5
3.	Connection requirements	5
4.	Transmission capacity	6
5.	Capacity/geographic availability	6
6.	Components of the service and associated charges	7
7.	Service levels	7
8.	Notification of New Unbundled Local Exchanges	7
	Appendix A – UCLL and UCLF Backhaul Service	8
	Appendix B – Specification for the UCLL and UCLF Backhaul Service.....	12
	Appendix C – Examples explaining the availability of the UCLL and UCLF Backhaul Service	13

UCLL and UCLF Backhaul Service Description

1. Introduction

- 1.1. This UCLL and UCLF Backhaul Service Description is part of the UCLL and UCLF Backhaul Terms, which set out the rights and obligations of Chorus and Access Seekers in relation to Chorus' unbundled copper local loop and unbundled copper low frequency network backhaul (telephone exchange to interconnect point).
- 1.2. References to clauses or sections are references to clauses and sections in this UCLL and UCLF Backhaul Service Description unless expressly provided otherwise. Clause 1.8 sets out definitions for terms contained in this UCLL and UCLF Backhaul Service Description that are not defined in the UCLL and UCLF Backhaul General Terms. Otherwise, the definitions set out in the UCLL and UCLF Backhaul General Terms apply.

Background to Market Analysis

- 1.3. The UCLL and UCLF Backhaul Service is a service (and its associated functions, including the associated functions of Chorus' operational support systems) that provides transmission capacity in Chorus' Network (whether the transmission capacity is copper, fibre, or anything else) between the Local Exchange Handover Point and the ASNAPOI Handover Point.
- 1.4. The UCLL and UCLF Backhaul Service is for the purpose of providing access to, and interconnection with, all or any of the UCLL Service, the UCLF Service and the Sub-loop Backhaul Service. Transmission capacity is provided as an Ethernet connection. A diagram of the UCLL and UCLF Backhaul Service is attached as Appendix A and a specification of the transmission capacity is set out in Appendix B.
- 1.5. The UCLL and UCLF Backhaul Service is only available in the markets for transmission capacity where the Conditions apply.
- 1.6. In considering the Conditions, the Commission determined that the markets for transmission capacity in which the UCLL and UCLF Backhaul Service are supplied are:
- 1.6.1. the wholesale markets for transmission capacity between each Local Exchange Handover Point and each ASNAPOI Handover Point of the UCLL and UCLF Backhaul Service; and
- 1.6.2. the wholesale markets for transmission capacity between each Parent POI Site and each ASNAPOI Handover Point of the UCLL and UCLF Backhaul Service.
- The Commission applied the Conditions to some Primary Links and all Secondary Links.
- 1.7. Chorus is not required to supply the UCLL and UCLF Backhaul Service on Links that would otherwise be Primary Links or Secondary Links::
- 1.7.1. where the Commission has determined that the Conditions do not apply; and
- 1.7.2. where the Commission has not applied the Conditions.

Definitions

- 1.8. Except where expressly provided otherwise:

Access Seekers' POP

means the Access Seeker's Point of Presence.

ASNAPOI

means the Access Seeker's nearest available point of interconnection (as defined in 2.8) that is located at a POI Site and is the point at which the Access Seeker is interconnected with Chorus' Network.

ASNAPOI Handover Point	means the Access Seeker side of the OFDF in the ASNAPOI.
Conditions	Chorus faces limited, or is likely to face lessened, competition in the markets for transmission capacity between the Local Exchange and the ASNAPOI as set out in subpart 1 of Part 2 of Schedule 1 of the Act in relation to the UCLL and UCLF Backhaul Service.
ETP	means the external termination point for telecommunications services at an End User's premises or, where there is no termination point external to the premises, either the first jack on the premises wiring, or, alternatively, the building distribution frame.
Footprint	means a space in, on or around any Local Exchange that is allocated to the Access Seeker for the installation of the Access Seeker Equipment but excludes any space occupied by the UCLL and UCLF Backhaul Connection.
Handover Fibre	means the Handover Fibre that provides physical interconnection with the Access Seeker's Network.
Link	means a Primary Link and/or a Secondary Link.
Local Exchange	means the Exchange at which the Access Seeker is being supplied with, or may potentially be supplied with, the UCLL Service.
Local Exchange Handover Point	means the Access Seeker side of the OFDF in the Local Exchange in which the Access Seeker Equipment is either co-located or is remotely located.
OFDF	means Chorus' Optical Fibre Distribution Frame.
Parent POI Site	means, in relation to a Local Exchange, the POI Site to which that Local Exchange is connected for the purposes of routing the UCLL and UCLF Backhaul Service. For the avoidance of doubt, the Parent POI Site may sometimes be the same as the ASNAPOI.
POI Site	means a point in Chorus' Network at which the Access Seeker may interconnect for the purposes of the UCLL and UCLF Backhaul Service.
Primary Link	means that part of the UCLL and UCLF Backhaul Service between the Local Exchange Handover Point and the Parent POI Site.
Secondary Link	means that part of the UCLL and UCLF Backhaul Service between the Parent POI Site and the ASNAPOI Handover Point.
Sub-loop Service	means Chorus' unbundled copper sub-loop network service supplied by Chorus pursuant to the standard terms determination dated 18 June 2009 (Commission Decision

672).

UBA Service	means Chorus' unbundled bitstream service supplied by Chorus pursuant to the standard terms determination dated 12 December 2007 (Commission Decision 611).
UBA Service FDS	means the UBA Service first data switch (or equivalent facility) in Chorus' Network where the Access Seeker is being supplied with, or may potentially be supplied with, the UBA Service pursuant to the standard terms determination dated 12 December 2007 (Commission Decision 611).
UCLL and UCLF Backhaul Connection	means a tie cable from the Access Seeker's Footprint to the Local Exchange Handover Point or the ASNAPOI Handover Point.
UCLL and UCLF Co-location Service	means the unbundled copper local loop and unbundled copper low frequency network co-location service supplied by Chorus pursuant to the standard terms determination dated 7 November 2007 (Commission Decision 610).

2. The UCLL and UCLF Backhaul Service

- 2.1. The UCLL and UCLF Backhaul Service is solely available on those:
 - 2.1.1. Primary Links described in the table of Primary Links in Schedule 5 to the UCLL and UCLF Backhaul Terms; and
 - 2.1.2. Secondary Links shown as available in the diagram of Secondary Links in Schedule 5 to the UCLL and UCLF Backhaul Terms.
- 2.2. For the avoidance of doubt:
 - 2.2.1. the Secondary Link remains available (where clause 2.1.2 applies) even if there is no available Primary Link;
 - 2.2.2. the Primary Link remains available (where clause 2.1.1 applies) even if there is no available Secondary Link;
 - 2.2.3. where a Secondary Link includes one or more POI Sites between the Parent POI Site and the ASNAPOI, the Secondary Link is only available where clause 2.1.2 applies. In those circumstances, the Access Seeker must establish a suitable ASNAPOI in accordance with clause 2.8 to access the available Secondary Link;
 - 2.2.4. the Access Seeker may purchase more than one Secondary Link (where clause 2.1.2 applies) between the same POI Site and the same ASNAPOI to obtain access to sufficient transmission capacity; and
 - 2.2.5. Appendix C sets out some specific examples explaining the extent to which

the UBA UCLL and UCLF Backhaul Service is available. These examples have no limiting effect.

Handover Points

- 2.3. The handover points for the UCLL and UCLF Backhaul Service comprise the Local Exchange Handover Point and the ASNAPOI Handover Point.

Primary Links and Secondary Links

- 2.4. Subject always to clause 2.1, the UCLL and UCLF Backhaul Service from the Local Exchange Handover Point may comprise a Primary Link only, a Primary Link and a Secondary Link, or a Secondary Link only depending on the location of the Local Exchange and the ASNAPOI as follows:
- 2.4.1. where the Local Exchange is not a POI Site and the Parent POI Site in relation to that Local Exchange is not an ASNAPOI, the UCLL and UCLF Backhaul Service will consist of a Primary Link and a Secondary Link;
 - 2.4.2. where the Local Exchange is not a POI Site and the Parent POI Site in relation to that Local Exchange is an ASNAPOI, the UCLL and UCLF Backhaul Service will consist solely of a Primary Link;
 - 2.4.3. where the Local Exchange is a Parent POI Site and that POI Site is not an ASNAPOI, the UCLL and UCLF Backhaul Service will consist solely of a Secondary Link; and
 - 2.4.4. where the Local Exchange is a POI Site and that POI Site is an ASNAPOI, the UCLL and UCLF Backhaul Service is not required and available in relation to that Local Exchange.

POI Sites

- 2.5. The UCLL and UCLF Backhaul Service includes a number of POI Sites in Chorus' Network. The UCLL and UCLF Backhaul Service for a Local Exchange is routed through the Parent POI Site for that Local Exchange.
- 2.6. Chorus may from time to time as its Network evolves, add, delete or move POI Sites and will provide the Access Seeker and the Commission with notice of any changes to the POI Sites in accordance with the UCLL and UCLF Backhaul Operations Manual. The list of POI Sites, Parent POI Sites and their associated Local Exchanges is set out in Schedule 5 to the UCLL and UCLF Backhaul General Terms. This list must be made available to Access Seekers via a secure Chorus web portal and must be regularly updated by Chorus where required.
- 2.7. If requested by the Access Seeker, Chorus may designate any of its UBA Service FDSs as a new POI Site. Where Chorus designates a new POI Site, Chorus must provide the Access Seeker with notice of the change in accordance with the UCLL and UCLF Backhaul Operations Manual. The Access Seeker may then establish an ASNAPOI at that new POI Site in accordance with clause 2.8.

ASNAPOIs

- 2.8. A POI Site is an ASNAPOI in respect of a Local Exchange for an Access Seeker if the requirements of 2.8.1 and 2.8.2 are satisfied:
- 2.8.1. the POI Site is an available point of interconnection (as set out in clause 2.9);
 - 2.8.2. the POI Site is the nearest, as measured by Chorus' network path, of the available points of interconnection (as set out in clause 2.9) to the Local Exchange;
- For the purposes of clause 2.8.2, a list of the distances in Chorus' network path between POI Sites is available to Access Seekers via a secure Chorus web portal and must be regularly updated by Chorus where required. For the avoidance of doubt, the Parent POI Site for a Local Exchange is the nearest POI Site to that Local Exchange as measured by Chorus' network path. Therefore, subject to clause 2.8.2, if the Parent POI Site for a Local Exchange is an available point of interconnection, the Parent POI Site is the ASNAPOI in respect of that Local Exchange.
- 2.9. A POI Site is an available point of interconnection for an Access Seeker if one of the following holds:
- 2.9.1. the Access Seeker is physically interconnected using the Access Seeker's own equipment with Chorus' Network at that POI Site; or
 - 2.9.2. the Access Seeker has an agreement with a UCLL and UCLF backhaul provider (whether Chorus or a third party provider) allowing interconnection at that POI Site back to the Access Seeker's Network.
- 2.10. The Access Seeker must establish an ASNAPOI at a minimum of one POI Site, but may establish an ASNAPOI at more than one POI Site. For the avoidance of doubt, the Access Seeker may be required to establish more than one ASNAPOI in order to receive access to any Link of the UCLL and UCLF Backhaul Service.
- 2.11. The Access Seeker may, from time to time as its Network evolves, add, delete or move an ASNAPOI. The Access Seeker must provide Chorus with a forecast of any change to its ASNAPOI Handover Point and Local Exchange Handover Point for the UCLL and UCLF Backhaul Service in accordance with the UCLL and UCLF Backhaul Operations Manual.

3. Connection requirements

- 3.1. The Access Seeker, or a third party on behalf of the Access Seeker, must be able to access the UCLL and UCLF Backhaul Service from Chorus at the Local Exchange and the ASNAPOI by using a Handover Fibre and, where required, a UCLL and UCLF Backhaul Connection.
- 3.2. Where the Access Seeker, or a third party on behalf of the Access Seeker, is remotely co-located at the Local Exchange, the Access Seeker does not require a UCLL and UCLF Backhaul Connection but must use the Handover Fibre.
- 3.3. Either the Access Seeker or Chorus must supply the UCLL and UCLF Backhaul Connection and the Handover Fibre. Chorus is required to install and interconnect the UCLL and UCLF Backhaul Connection and the Handover Fibre for the purposes of the UCLL and UCLF Backhaul Service.

- 3.4. For the avoidance of doubt, an Access Seeker may use Handover Fibre already installed for another Chorus-supplied Service for the purpose of using the UCLL and UCLF Backhaul Service.
- 3.5. Prior to provision of the UCLL and UCLF Backhaul Service, the Access Seeker must advise Chorus of the location of its ASNAPOIs and the interconnection arrangements for each ASNAPOI.
- 3.6. Chorus must provide point-to-point transmission capacity between each Local Exchange at which the Access Seeker requires the UCLL and UCLF Backhaul Service and the ASNAPOI.
- 3.7. The Access Seeker may co-locate its UCLL and UCLF Backhaul Service equipment at the Local Exchange using the UCLL and UCLF Co-location Service. This equipment includes the equipment of any person other than the Access Seeker if that equipment is being used to support the provision of UCLL and UCLF backhaul for the Access Seeker.
- 3.8. The UCLL and UCLF Backhaul Service must be used by the Access Seeker for supplying transmission capacity for the purposes of providing access to, and interconnection with, the UCLL Service and the UCLF Service.
- 3.9. Subject to clause 3.8, there is no restriction on the type of end-user service or application carried over the UCLL and UCLF Backhaul Service by the Access Seeker provided that the end-user service or application uses the UCLL Service or the UCLF Service, as appropriate.
- 3.10. The Access Seeker may combine the UCLL Service, and/or the UCLF Service, and the UCLL and UCLF Co-location Service with the UCLL and UCLF Backhaul Service (or with the Access Seeker's own network or wholesale services provided by other providers) to deliver services to End Users.
- 3.11. The UCLL and UCLF Backhaul Service is not available for direct resale to End Users. However, the UCLL and UCLF Backhaul Service may be resold to other Access Seekers solely for transmission capacity for the purposes of providing access to, and interconnection with, the Service. For the avoidance of doubt, this clause is not intended to prevent the Access Seeker from reselling the end-to-end Service to other Access Seekers.

4. Transmission capacity

- 4.1. The UCLL and UCLF Backhaul Service provides transmission capacity at 100Mbit/s or 1Gbit/s. It is the responsibility of the Access Seeker to purchase sufficient capacity and to manage and dimension its UCLL and UCLF Backhaul Service to achieve its service specifications.

5. Capacity/geographic availability

- 5.1. Chorus must provide the UCLL and UCLF Backhaul Service in accordance with standard access principles (including standard access principle 3) in subpart 1 of Part 1 of Schedule 1 of the Act. Without limiting the foregoing, when there is limited capacity between the Local Exchange Handover Point and the ASNAPOI Handover Point Chorus must not discriminate between a request for transmission capacity from an Access

Seeker and any request for transmission capacity from a division of Chorus.

6. Components of the service and associated charges

- 6.1. The service components of the UCLL and UCLF Backhaul Service and associated prices are set out in the UCLL and UCLF Backhaul Price List.

7. Service levels

- 7.1. The applicable service levels are set out in the UCLL and UCLF Backhaul Service Level Terms.

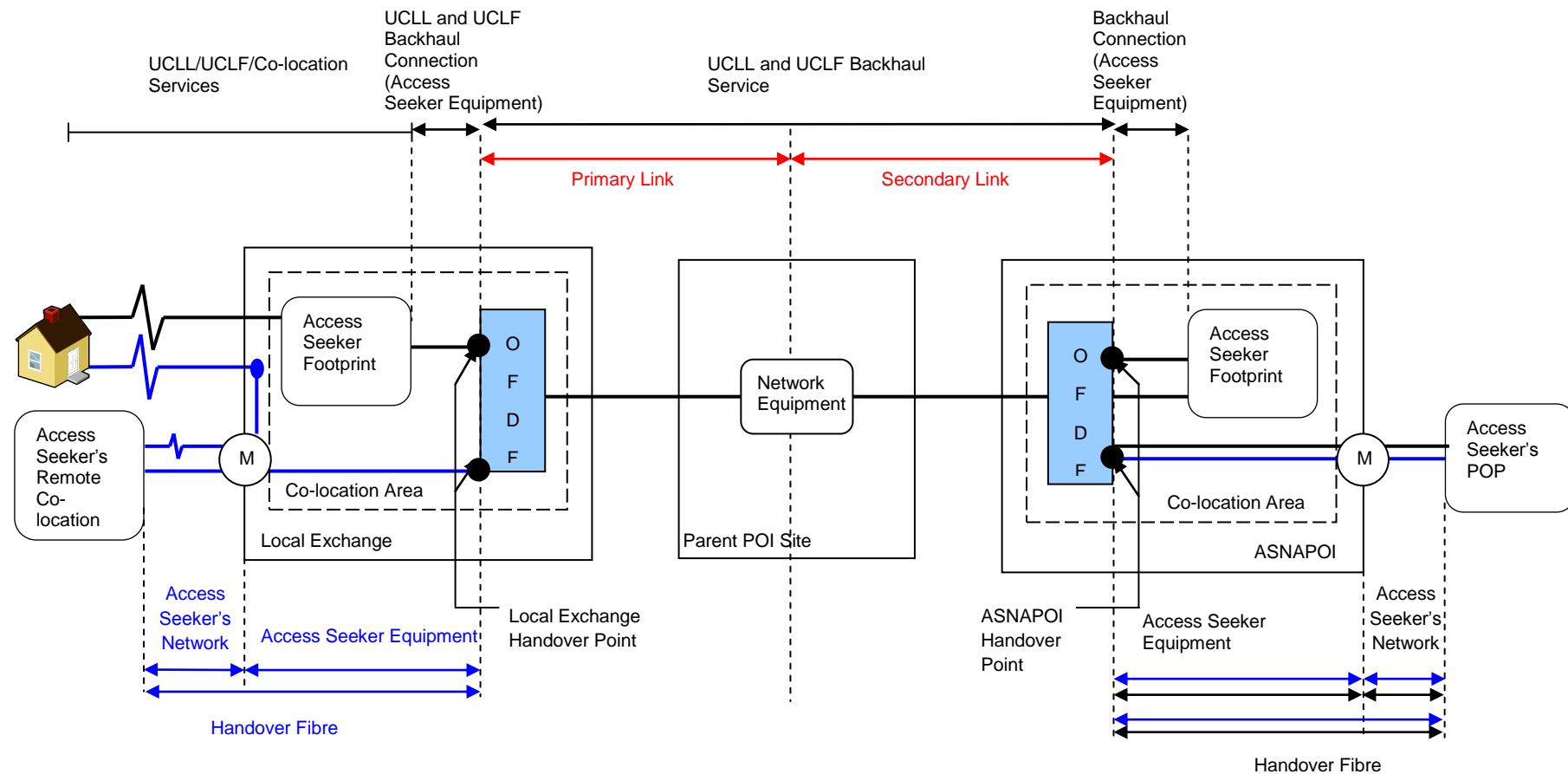
8. Notification of New Unbundled Local Exchanges

- 8.1. On and from the date that the Standard Terms Determination comes into effect, Chorus must notify the Commission of the names and locations of all Local Exchanges at which Chorus is:
- 8.1.1. supplying the UCLL Service or the UCLF Service (or an equivalent commercial service) to any Access Seeker; and
 - 8.1.2. proposing to make available for supply the UCLL Service or the UCLF Service (or an equivalent commercial service) to any Access Seeker within the twelve month period from the due date of the information under clause 8.2.
- 8.2. Chorus must provide the information to the Commission under clauses 8.1.1 and 8.1.2 on the last Working Day of each month to enable the UCLL and UCLF Backhaul STD to remain aligned with the availability of the UCLL Service and the UCLF Service, where possible.

Appendix A – UCLL and UCLF Backhaul Service

The UCLL and UCLF Backhaul Service is illustrated in the diagrams below.

Diagram A: Primary Link and Secondary Link required



Key for diagrams A, B and C

- Black lines between the end user and OFDF in the Local Exchange illustrate the traffic flow between UCLL or UCLF and UCLL and UCLF Backhaul where the Access Seeker is co-located within the Local Exchange.
- Blue lines between the end user and OFDF in the Local Exchange illustrate the traffic flow between UCLL or UCLF and UCLL and UCLF Backhaul where the Access Seeker is remotely co-located outside the Local Exchange.
- Black lines between the OFDF in the ASNAPOI and the Access Seekers' POP illustrate the traffic flow between UCLL and UCLF Backhaul and the Access Seekers' Network where the Access Seeker is co-located within the ASNAPOI.
- Blue lines between the OFDF in the ASNAPOI and the Access Seekers' POP illustrate the traffic flow between UCLL and UCLF Backhaul and the Access Seekers' Network where the Access Seeker is not co-located within the ASNAPOI.
- M = manhole.
- In relation to that part of the above diagram that is governed by the UCLL Service, the UCLF Service and the UCLL Co-location Service, a more detailed diagram relating to each of UCLL Service, the UCLF Service and the UCLL Co-Location Service is found in the corresponding standard terms determination.¹

¹ Commerce Commission, *Decision No. 609: Standard Terms Determination for the designated service Chorus' unbundled copper local loop network*, 7 November 2007, p 23.

Diagram B: Primary Link only required (i.e. Parent POI Site is ASNAPOI)

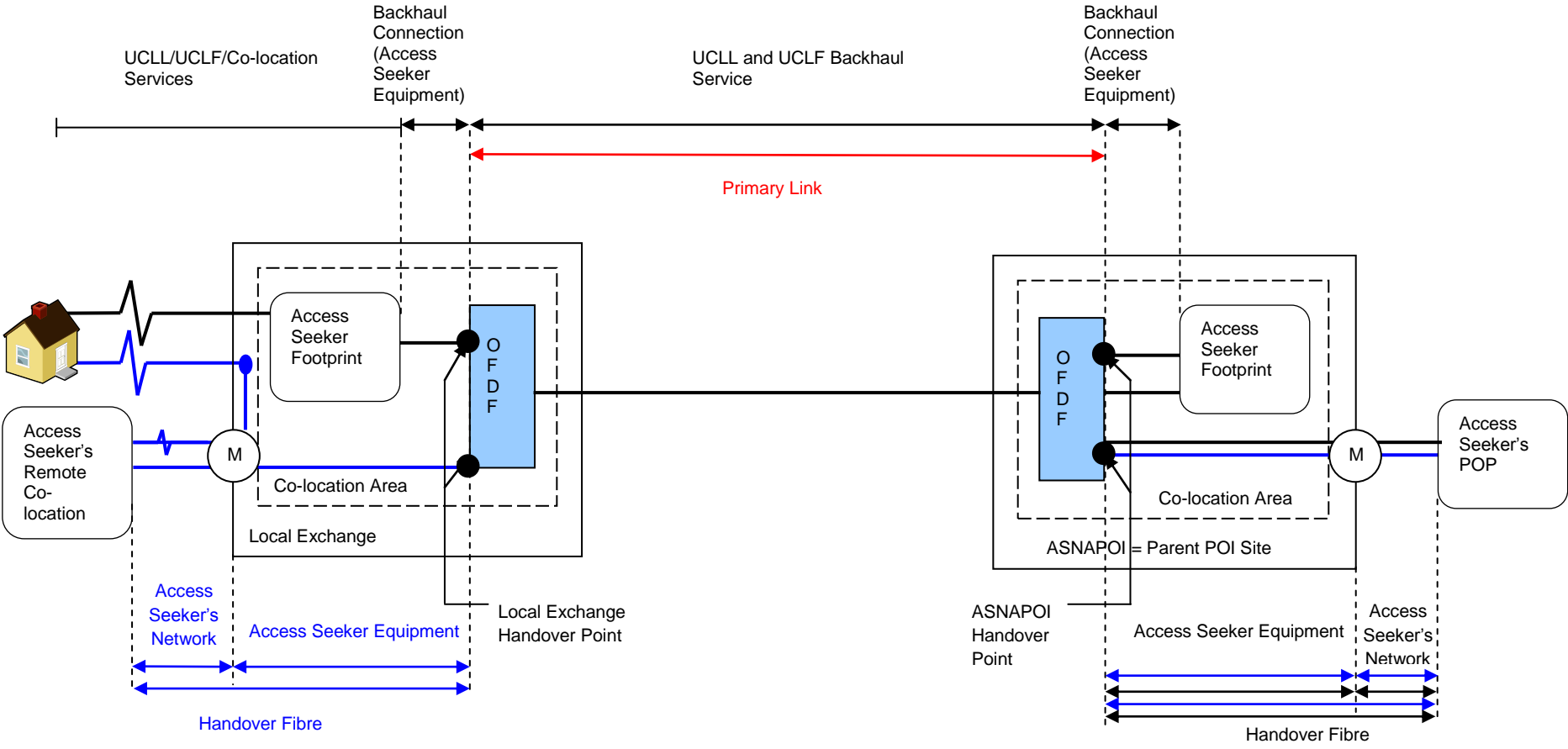
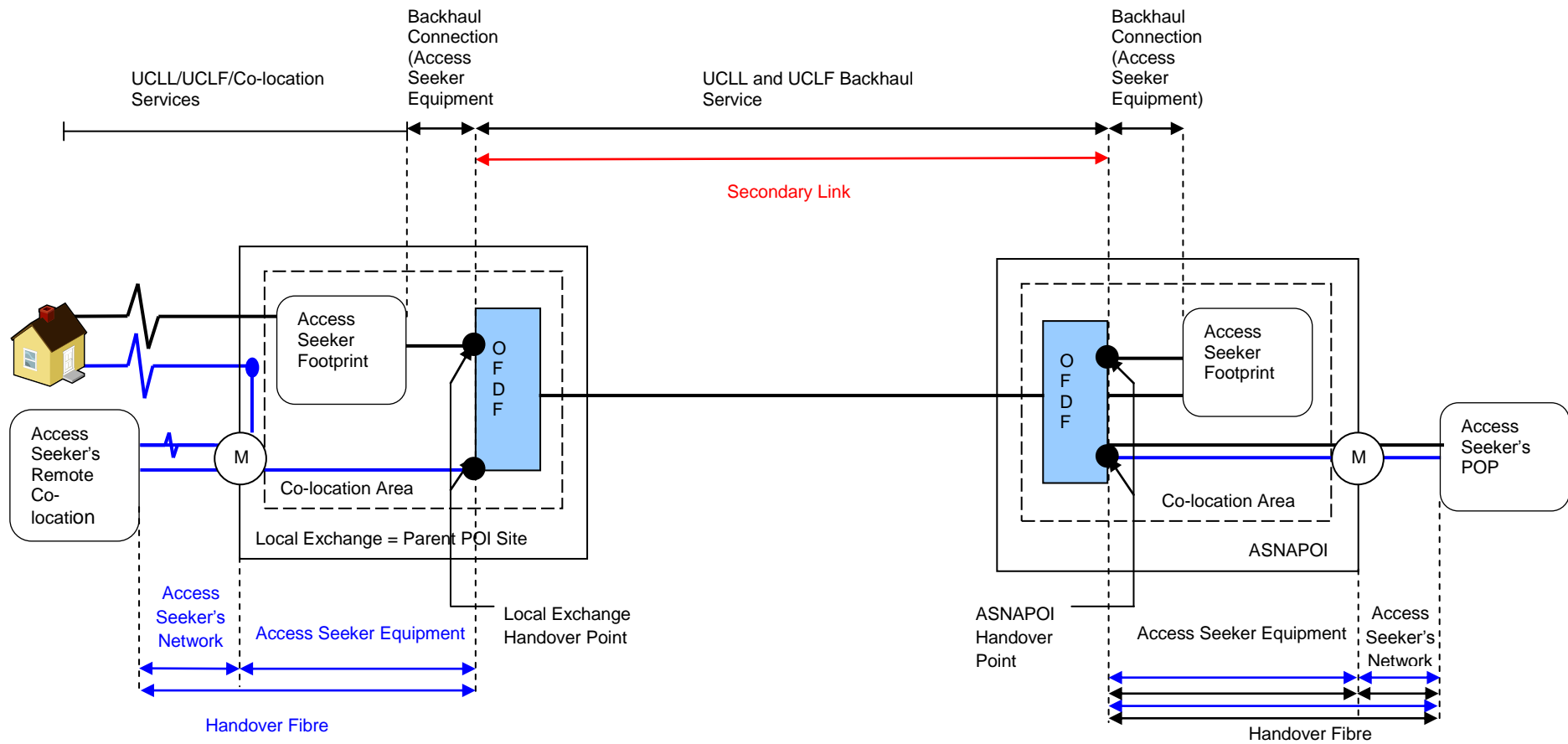


Diagram C: Secondary Link only required (i.e. Local Exchange is Parent POI Site)



Appendix B – Specification for the UCLL and UCLF Backhaul Service

The characteristics of Chorus’ UCLL and UCLF Backhaul Service available under this service description are:

Protocol:	Ethernet: IEEE 802.1 ad ² with a maximum packet size of 1600 bytes. (It is the responsibility of the Access Seeker to manage and police the UCLL and UCLF Backhaul Service to its service specifications.)
Interface:	<i>For 1 Gbps rate:</i> <ul style="list-style-type: none">• 1000Base-LX over single mode fibre – 1310nm or 1550nm centre frequency, depending on range; <i>For 100Mbps rate:</i> <ul style="list-style-type: none">• 100Base-FX over single mode fibre – 1310nm or 1550nm centre frequency, depending on range;
Transport:	Basic layer 2 transmission (non-intrusive transport)
Transmission capacity:	100Mbit/s and 1Gbit/s
Attributes:	Point to point only
Tagging:	Access Seekers must be responsible for ensuring the end-to-end uniqueness of their VLAN tags
Latency: ³	For a Link that comprises a Primary Link only: < 5msec For a Link that comprises a Primary Link and a Secondary Link or a Secondary Link only: < 25msec
Jitter: ⁴	 For a Link that comprises a Primary Link only: < 3msec For a Link that comprises a Primary Link and a Secondary Link, or a Secondary Link only: < 7msec
Availability:	99.5% measured over a twelve month period

² IEEE 802.1ad is an amendment to standard -1998 which is also known as QinQ or Stacked VLANs approved in 2005.

³ Latency or the mean one way packet delay shall be evaluated over an interval of 15 minutes for all classes, as per Chorus standard network practice.

⁴ Jitter or the packet delay variation means the packet transfer delay (PTD) upper minus PTD min where PTD upper is the 99.9% quartile of PTD in the evaluation interval, and PTD min is the minimum PTD in the evaluation interval. The evaluation interval will be 15 minutes, as per Chorus standard network practice.

Appendix C – Examples explaining the availability of the UCLL and UCLF Backhaul Service

This Appendix sets out some examples explaining how the Links upon which the UCLL and UCLF Backhaul Service is available are determined.

Example 1:

The Access Seeker uses the UCLL Service at the Stoke Local Exchange. The Parent POI Site is Nelson. The Access Seeker requires a UCLL and UCLF Backhaul Service between Stoke and Wellington.

On the Primary Link (Stoke – Nelson) Chorus does not face limited, or is not likely to face lessened, competition in a market for transmission capacity. Therefore, the UCLL and UCLF Backhaul Service is not available on the Primary Link.

On the Secondary Link (Nelson – Wellington) Chorus faces limited, or is likely to face lessened, competition in a market for transmission capacity. Therefore, the UCLL and UCLF Backhaul Service is available on the Secondary Link. The exclusion of the Primary Link (Stoke – Nelson) from the UCLL and UCLF Backhaul Service does not prevent the Access Seeker from using the UCLL and UCLF Backhaul Service on the Secondary Link (Nelson – Wellington) provided the Access Seeker has made the necessary arrangements to access that Secondary Link.

Example 2:

The Access Seeker uses the UCLL Service at the Glen Eden Local Exchange. The Parent POI Site is Henderson. The Access Seeker requires UCLL and UCLF backhaul between Glen Eden and Torbay.

On the Primary Link (Glen Eden – Henderson) Chorus does not face limited, or is not likely to face lessened, competition in a market for transmission capacity. Therefore, the UCLL and UCLF Backhaul Service is not available on the Primary Link.

On the Secondary Link (Henderson – Torbay):

- Chorus does not face limited, or is not likely to face lessened, competition in a market for transmission capacity on the Henderson – Glenfield link.
- Chorus faces limited, or is likely to face lessened, competition in a market for transmission capacity on the Glenfield – Torbay link.

Because Chorus does not face limited, or is not likely to face lessened, competition in a market for transmission capacity on the first part of the Secondary Link (Henderson-Glenfield) the UCLL and UCLF Backhaul Service is not available on the entire Secondary Link between Henderson and Torbay. The Access Seeker must make alternative arrangements for accessing transmission capacity on the Secondary Link.

The Access Seeker must make necessary arrangements to pick up the transmission capacity on that part of the Secondary Link that is available under the UCLL and UCLF Backhaul Service.