

GasNet

drop-down to change company

Explanatory documentation: [Link](#)

Summary database: [Link](#)

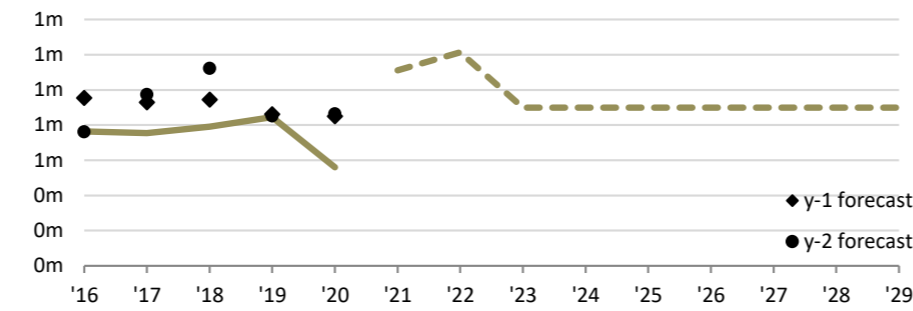
2020



Summary statistics

		5 year trend	3 year CAGR
Regulatory asset base	\$24m		+1.3%
Regulatory profit	\$1.2m		-14.0%
Return on investment	5.47%		-15.1%
Line charge revenue	\$4.5m		-1.3%
Other income	\$0.0m		+13.7%
Customer connections	10,849		+3.1%
Total gas conveyed	1,308 TJ		+1.3%
Maximum daily load	4.3 TJ		-6.2%
Load factor	100.40%		+5.0%
Capital expenditure	\$0.6m		-9.4%
Operating expenditure	\$2.3m		+14.6%
Capital contributions	\$0.0m		
Related party transactions	\$0.4m		+15.7%
System length	671km		+0.4%

Capital expenditure

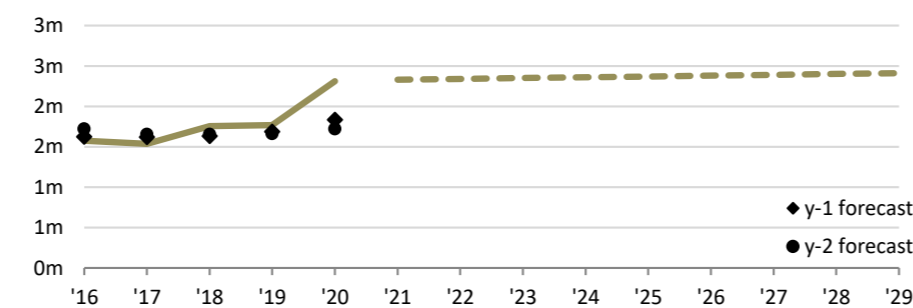


3 year ratios

Total capex / asset base	Total capex / system length	Total capex / connections	Total capex / depreciation
3.1%	\$1.09 per m	\$71	0.88

Capex by expenditure category	Average (2018-2020)	5 year trend	% of capex
Asset replacement & renewal	\$0.22m		29.5%
Consumer connection	\$0.19m		26.0%
System growth	\$0.13m		18.1%
Reliability, safety & environment	\$0.13m		17.4%
Non-network assets	\$0.05m		7.0%
Asset relocations	\$0.01m		2.0%
Total capital expenditure	\$0.73m		100.0%
Related party transactions	\$0.03m		4.4%

Operating expenditure

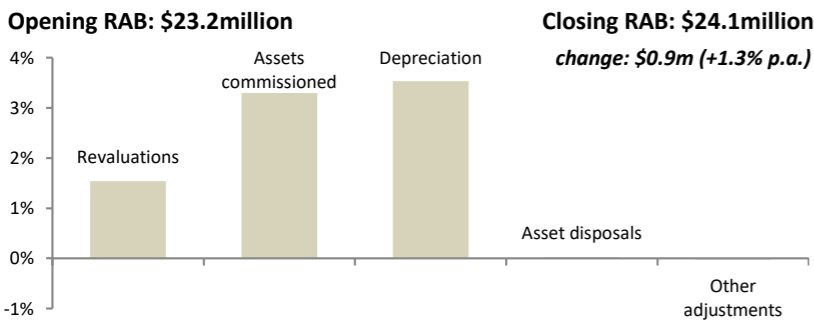


3 year ratios

Total opex / asset base	Network opex / system length	Non-network opex / connections	Network opex / GJ
8.1%	\$0.41 per m	\$162	21.5¢ per GJ

Opex by expenditure category	Average (2018-2020)	5 year trend	% of opex
Business support	\$0.96m		49.2%
System operations & network support	\$0.71m		36.7%
Service interruptions & emergencies	\$0.18m		9.1%
Routine & corrective maintenance	\$0.09m		4.5%
Asset replacement & renewal	\$0.01m		0.5%
Total operating expenditure	\$1.94m		100.0%
Related party transactions	\$0.32m		16.6%

Annualised RAB changes (2018-2020)



Line charge revenues

	Proportion of revenue	Charges per unit
Average daily charge	52.4%	30.5 ¢/ICP
Delivery (GJ)	47.6%	0.84 \$/GJ

2017

2020

Service

	5 year trend
Number of emergencies	6
Average call response time (hrs)	0.26
Proportion of emergencies responded to within 1 hour	100.0%
Proportion of emergencies responded to within 3 hours	100.0%

System Reliability

	5 year trend
Planned interruptions on the network	107
Unplanned interruptions on the network	76
Interruption rate	27.3/100km
Total SAIDI (minutes per 1000 customers)	211139.6
Total SAIFI (interruptions per 1000 customers)	35.85
Total CAIDI (minutes per interruption)	5889.2

Company details

PQ Regulated?	Yes	Price breach: No
Year end:	Jun-30	Quality breach: No
General Manager:	Jim Coe	
Ownership:	Whanganui District Council Holdings Limited	
Head Office:	8 Cooks Street, Whanganui	
Phone number:	06 349 2050	
Website:	www.gasnet.co.nz	



Pipeline assets

Estimated state of the assets	IP Main pipes	Medium Pressure Main pipes	Low Pressure Main pipes	Service pipes
Quantity	23km	156km	222km	260km
PE/steel/other	0.0%/100.0%/0.0%	95.5%/4.5%/0.0%	77.9%/3.2%/18.9%	96.9%/1.5%/1.5%
RAB Value	\$2.6m	\$5.8m	\$7.1m	\$7.2m
Average grade	4.00	3.99	3.76	3.97
Grade 1 / 2	0.0% / 0.0%	0.0% / 0.4%	0.0% / 1.8%	0.0% / 0.8%
Unknown grade	0.0%	0.0%	0.0%	0.0%
Average age	39 years	26 years	37 years	26 years
Over generic age	0km (0.0%)	0km (0.0%)	0km (0.0%)	0km (0.0%)
Unknown age	0.0%	0.0%	0.0%	0.0%
5yr replacement req (est)	0.0%	0.2%	0.9%	0.4%
5yr planned replacement	0.0%	0.0%	9.0%	38.5%
Forecast repex (ave)	\$0k (-100%)	\$4k (-81%)	\$382k (+283%)	\$54k (-21%)
Repex series				

Non-pipeline assets

Estimated state of the assets	District Regulator Stations	Line Valves	Special Crossings	Other network assets
Quantity	30	184	55	29
RAB Value	\$0.1m	\$0.2m	\$0.5m	\$0.2m
Average grade	2.97	3.97	3.84	3.72
Grade 1 / 2	0.0% / 3.3%	0.0% / 0.0%	0.0% / 1.2%	0.0% / 0.0%
Unknown grade	0.0%	0.0%	0.0%	0.0%
Average age	31 years	27 years	36 years	11 years
Over generic age	24 (80.0%)	0 (0.0%)	0 (0.0%)	2 (6.9%)
Unknown age	0.0%	0.0%	0.0%	0.0%
5yr replacement req (est)	1.6%	0.0%	0.6%	0.0%
5yr planned replacement	23.3%	3.8%	54.5%	172.4%
Forecast repex (ave)	\$17k (+410%)	\$1k (-73%)	\$0k (-100%)	\$0k (-100%)
Repex series				