

Telco trends 2017

Monthly average usage compared to 5 years ago

Mobile

153 mins **83%** 

160 texts **39%** 

Data per connection
1.2GB **16 times** 



Fixed


85 mins **55%** 


Data per connection
117GB **5 times** 




Compared to last year

Connections

Fibre 460,000 **59%** 

Fixed wireless
117,000 **4 times** 

Fixed broadband
1.58 million **5%** 




Fixed broadband average download speed

UK 16.9Mbps **13%** 

NZ 14.7Mbps **40%** 

Australia 11.1Mbps **26%** 

Source: Akamai



Monthly pricing

Broadband

Basic copper
+ phone line

\$65
10Mbps
60GB

15% below
OECD average

Premium fibre
+ phone line

\$90
100Mbps
Unlimited GB

5% below
OECD average

Mobile

Low user

\$13
30 calls
100MB

47% below
OECD average

High user

\$33
100 calls
2GB

27% below
OECD average

More information can be found at www.comcom.govt.nz