

# Horizon Energy

drop-down to change

Explanatory documentation: [Link](#)

Summary database: [Link](#)

Performance Accessibility Tool: [Link](#)

drop-down to change

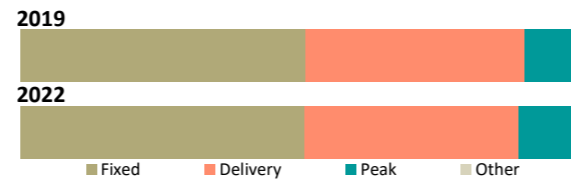
# 2022

## Summary statistics

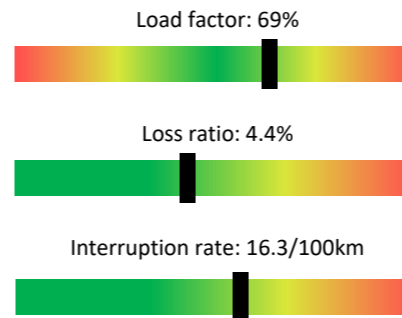
	2022 value	5 year trend	3 year CAGR	Rank
Regulatory asset base	\$151m		+1.3%	21
Regulatory profit	\$18.8m		+25.6%	17
Return on investment	13.41%		+25.4%	1
Line charge revenue	\$33.4m		-1.7%	20
Other income	\$0.3m		+18.8%	17
Customer connections	25,081		-0.1%	19
Energy delivered	556 GWh		+1.0%	14
Peak demand	97 MW		+2.4%	16
Network capacity	349 MVA		+3.3%	16
Capital expenditure	\$7.0m		-24.3%	24
Operating expenditure	\$10.6m		+1.3%	21
Capital contributions	\$0.0m		-35.5%	24
Related party transactions	\$10.0m		-4.2%	12
Line length	2,612km		+0.3%	20
Outages - SAIDI	387 minutes		+13.2%	6
Outages - SAIFI	2.72 faults		+5.9%	8

## Line charge revenues

	Proportion of revenue	Charges per unit	Rank
Average daily charge	51.0%	186.4¢/ICP	2
Delivery (kWh)	38.4%	2.3¢/kWh	28
Peak based	10.5%	\$36/kW	17



## Network ratios



## Company details

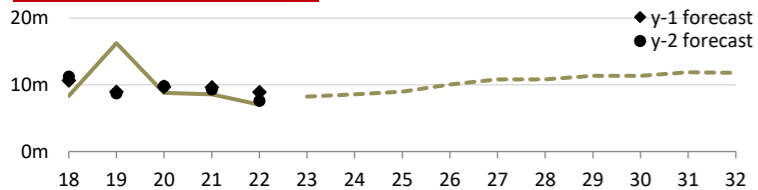
PQ Regulated?	Yes	Known Breaches
		Price: 2012
		Quality: 2018
CEO:	Ajay Anand	
Ownership:	Trust Horizon	
Head Office:	Level 4, 52 Commerce Street; Whakatāne	
Phone number:	07 306 2900	
Website:	<a href="http://www.horizonnetworks.nz">www.horizonnetworks.nz</a>	

## Lines and cables

Estimated state of the assets	Distribution & LV O/H lines	Distribution & LV U/G cables	Subtransmission lines and cables	Poles
Quantity	1,757km	609km	249km	20,404
RAB Value	\$25.9m	\$41.4m	\$8.7m	*
Average grade	3.75	3.82	3.58	3.78
Grade 1 / 2	0.5% / 4.1%	3.7% / 7.6%	0.0% / 4.2%	0.6% / 1.7%
Unknown grade	0.0%	0.0%	0.0%	0.0%
Average age	36 years	26 years	40 years	39 years
Over generic age	101km (5.7%)	16km (2.7%)	8km (3.1%)	1,541 (7.6%)
Unknown age	4.6%	5.8%	27.0%	19.5%
5yr replacement req (est)	2.5%	7.4%	2.1%	1.5%
5yr planned replacement	9.8%	5.7%	3.8%	3.0%
Forecast repex (ave)	\$2.9m +523%	\$0.4m -81%	\$0.8m +10970%	*
Repex series				*

\* RAB and expenditure on poles is included within Distribution and LV lines

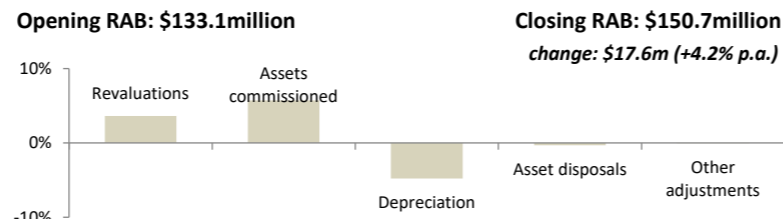
## Capital expenditure



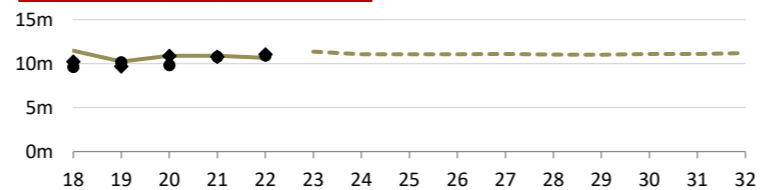
3 year ratios		
Total capex / asset base	Total capex / connections	Total capex / depreciation
5.5% Rank: 25	\$323 Rank: 25	1.24 Rank: 26

Capex by expenditure category	Average (2020–2022)	5 year trend	% of capex
Asset replacement & renewal	\$4.6m		56.0%
Reliability, safety & environment	\$1.5m		18.9%
Non-network assets	\$0.9m		11.1%
System growth	\$0.9m		10.5%
Consumer connection	\$0.2m		2.9%
Asset relocations	\$0.0m		0.6%
Total capital expenditure	\$8.1m		100.0%
Related party transactions	\$7.0m		86.1%

## Annualised RAB changes (2020–2022)



## Operating expenditure



3 year ratios		
Network opex / metre of line	Non-network opex / connections	Total opex / kW
\$1.46 Rank: 20	\$277 Rank: 13	\$111 Rank: 19

Opex by expenditure category	Average (2020–2022)	5 year trend	% of opex
Business support	\$4.1m		38.1%
System operations & network support	\$2.9m		26.6%
Service interruptions & emergencies	\$1.2m		11.3%
Routine & corrective maintenance	\$1.2m		11.2%
Vegetation management	\$0.8m		7.4%
Asset replacement & renewal	\$0.6m		5.3%
Total operating expenditure	\$10.8m		100.0%
Related party transactions	\$3.4m		31.7%

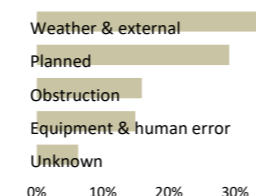
## Switchgear and transformers

Estimated state of the assets	Distribution transformers	Distribution switchgear	Zone-substation transformers	Zone-substation switchgear
Quantity	3,456	4,598	14	108
RAB Value	\$30.3m	\$21.6m	<----- \$10.7m ----->	
Average grade	3.80	3.83	3.47	4.06
Grade 1 / 2	1.6% / 3.5%	5.5% / 5.7%	0.0% / 26.7%	0.0% / 6.4%
Unknown grade	0.0%	0.0%	0.0%	0.0%
Average age	26 years	10 years	40 years	15 years
Over generic age	690 (20.0%)	271 (5.9%)	6 (40.0%)	6 (5.7%)
Unknown age	2.0%	54.4%	21.4%	8.3%
5yr replacement req (est)	3.4%	8.3%	13.3%	3.2%
5yr planned replacement	6.6%	3.1%	26.7%	12.8%
Forecast repex (ave)	\$1.0m +45%	\$0.5m -50%	\$0.6m +221%	
Repex series				

## Reliability

	Unplanned	Planned	Trend
Interruptions	233	194	↑
SAIDI	293.3	93.5	↓
SAIFI	1.99	0.73	↓
CAIDI	147.6	127.7	↓

## SAIDI causes



## SAIFI causes

